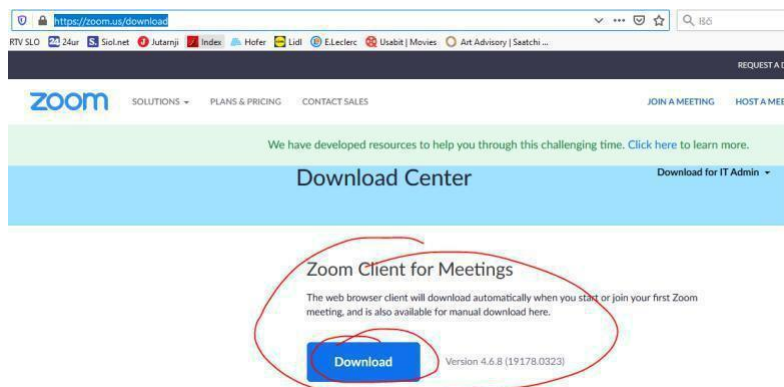
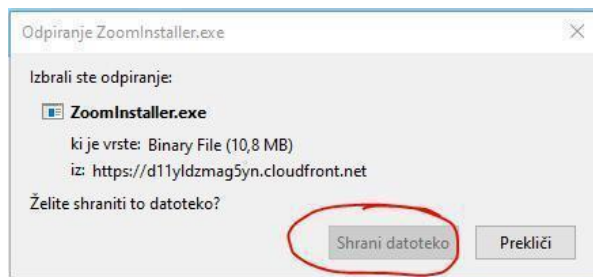


Navodila za namestitev in uporabo na računalniku

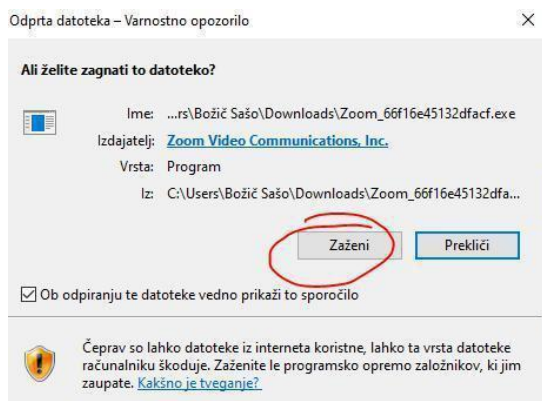
1. Na spletni strani <https://zoom.us/download> kliknite na Download pri Zoom Client.



2. V oknu, ki se odpre, potrdite prenos datoteke.



3. Preneseno datoteko zaženite.

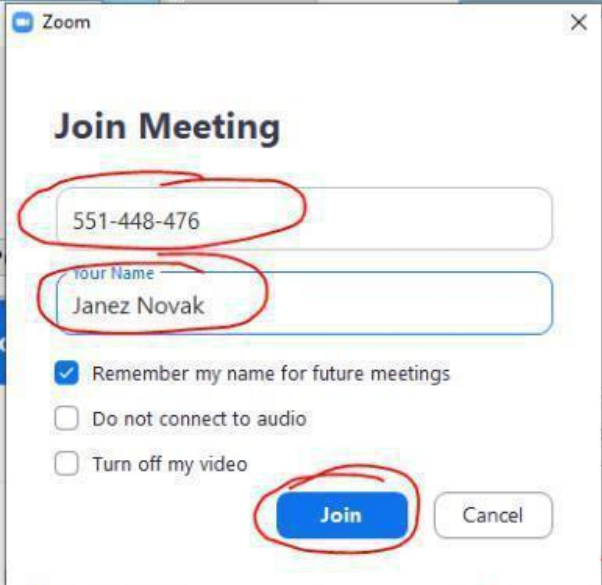


4. V oknu, ki se odpre, kliknite DA.

5. V aplikaciji kliknite Join a Meeting.



6. Vpišite ŠTEVILKO SREČANJA (Meeting ID), ki vam jo je poslal učitelj. Vpišite svoje ime in priimek, nato kliknite Join.



Zoom

Join Meeting

551-448-476

your Name
Janez Novak

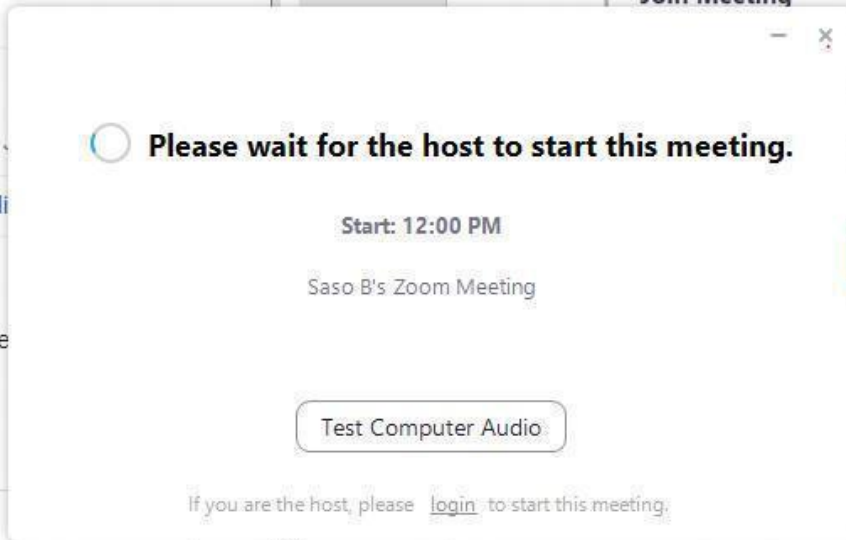
Remember my name for future meetings

Do not connect to audio

Turn off my video

Join Cancel

7. Počakajte, da učitelj začne srečanje.



Please wait for the host to start this meeting.

Start: 12:00 PM

Saso B's Zoom Meeting

Test Computer Audio

If you are the host, please [login](#) to start this meeting.

